

V23092A1024A301 ✓ ACTIVE

SCHRACK | SCHRACK Slimline PCB Relay SNR

TE Internal #: 2-1393236-4

Power Relays, General Purpose Power Relay, Monostable, 170 mW  
Coil Power Rating DC, 3390  $\Omega$  Coil Resistance, SCHRACK Slimline  
PCB Relay SNR

[View on TE.com >](#)



Relays & Contactors > Relays > Power Relays



Relay Type: **General Purpose Power Relay**

Coil Magnetic System: **Monostable**

Coil Power Rating DC: **170 mW**

Coil Resistance: **3390  $\Omega$**

Coil Special Features: **UL Coil Insulation Class F**

## Features

### Product Type Features

Relay Type	General Purpose Power Relay
------------	-----------------------------

### Configuration Features

Coil Special Features	UL Coil Insulation Class F
Contact Arrangement	1 Form C (CO)
Contact Number of Poles	1

### Electrical Characteristics

Insulation Initial Dielectric Between Contacts & Coil	1000 V
Contact Limiting Making Current	10 A
Contact Limiting Short-Time Current	6 A
Contact Limiting Continuous Current	10 A
Contact Limiting Breaking Current	6 A
Coil Power Rating DC	170 mW
Coil Resistance	3390 $\Omega$
Coil Voltage Rating	24 VDC
Contact Current Rating	6 A
Contact Switching Load (Min)	100mA @ 12V
Contact Switching Voltage (Max)	400 VAC
Contact Voltage Rating	250 VAC



### Body Features

Product Weight	6 g[.2116 oz]
----------------	---------------

### Contact Features

Contact Plating Material	Gold
Contact Material	AgSnO2

### Termination Features

Relay Connection Type	PCB Termination
Terminal Configuration	Solder Pins

### Mechanical Attachment

Product Mount Type	Printed Circuit Board
--------------------	-----------------------

### Dimensions

Insulation Creepage Between Contact & Coil	8 mm[.315 in]
Product Width	5 mm[.196 in]
Product Length	28 mm[1.1 in]
Product Height	15 mm[.59 in]

### Usage Conditions

Environmental Category of Protection	RTIII
Environmental Ambient Temperature (Max)	85 °C[185 °F]

### Operation/Application

Actuating System	DC
Solder Process	Wave Solder
Coil Magnetic System	Monostable

### Packaging Features

Packaging Method	Box & Tube, Tube
------------------	------------------

### Other

Length Class (Mechanical)	25 – 30 mm
Insulation Initial Dielectric Between Coil & Contact Class	3500 – 4000 V
Environmental Ambient Temperature Class	70 – 85 °C
Coil Power Rating Class	150 – 200 mW
Width Class (Mechanical)	0 – 6 mm
Contact Current Class	16 A

## Product Compliance

[For compliance documentation, visit the product page on TE.com>](#)

EU RoHS Directive 2011/65/EU	Compliant
EU ELV Directive 2000/53/EC	Compliant
China RoHS 2 Directive MIIT Order No 32, 2016	No Restricted Materials Above Threshold
EU REACH Regulation (EC) No. 1907/2006	Current ECHA Candidate List: JUNE 2024 (241) Candidate List Declared Against: JAN 2024 (240) Does not contain REACH SVHC
Halogen Content	Not Low Halogen - contains Br or Cl > 900 ppm.
Solder Process Capability	Wave solder capable to 260°C


### Product Compliance Disclaimer

This information is provided based on reasonable inquiry of our suppliers and represents our current actual knowledge based on the information they provided. This information is subject to change. The part numbers that TE has identified as EU RoHS compliant have a maximum concentration of 0.1% by weight in homogenous materials for lead, hexavalent chromium, mercury, PBB, PBDE, DBP, BBP, DEHP, DIBP, and 0.01% for cadmium, or qualify for an exemption to these limits as defined in the Annexes of Directive 2011/65/EU (RoHS2). Finished electrical and electronic equipment products will be CE marked as required by Directive 2011/65/EU. Components may not be CE marked. Additionally, the part numbers that TE has identified as EU ELV compliant have a maximum concentration of 0.1% by weight in homogenous materials for lead, hexavalent chromium, and mercury, and 0.01% for cadmium, or qualify for an exemption to these limits as defined in the Annexes of Directive 2000/53/EC (ELV). Regarding the REACH Regulation, the information TE provides on SVHC in articles for this part number is based on the latest European Chemicals Agency (ECHA) 'Guidance on requirements for substances in articles' posted at this URL: <https://echa.europa.eu/guidance-documents/guidance-on-reach>

## Compatible Parts



Also in the Series | [SCHRACK Slimline PCB Relay SNR](#)



Power Relays(53)

## Customers Also Bought




TE Part #1-1614885-8  
CPF 0805 390K 0.1% 25PPM 1K RL



TE Part #4-2213767-3  
AV19 DPM 3A MOVE RING LED WHITE 24V



TE Part #1586162-1  
03P UMNL PIN HDR 94VO NDH




TE Part #3-1474644-9  
FSN-22A-2



TE Part #E572703001  
VG-95218-T021-C019



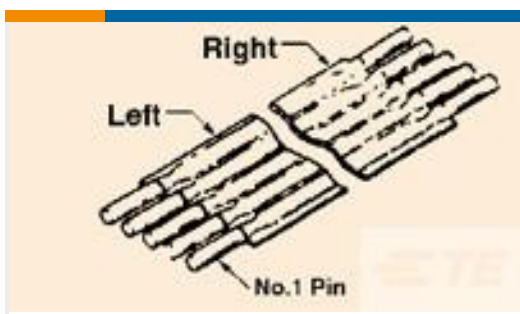
TE Part #1586163-1  
04P UMML PIN HDR 94VO NDH




TE Part #8-1415389-1  
RT31LF03



TE Part #9556593001  
VG-95218-T023-F016



TE Part #7-1437137-2  
FSN-21.5A-6=NOMEX FS STD



TE Part #SP20725  
SSDISC, 45016, 0.2C 0/70

## Documents

### CAD Files

3D PDF

3D

### Customer View Model

[ENG\\_CVM\\_CVM\\_2-1393236-4\\_B.2d\\_dxf.zip](#)

English

### Customer View Model

[ENG\\_CVM\\_CVM\\_2-1393236-4\\_B.3d\\_igs.zip](#)



English

### Customer View Model

[ENG\\_CVM\\_CVM\\_2-1393236-4\\_B.3d\\_stp.zip](#)

English

By downloading the CAD file I accept and agree to the [Terms and Conditions](#) of use.

### Datasheets & Catalog Pages

[Slim PCB Relay SNR](#)

English

### Product Specifications

[Definitions General Purpose Relays](#)

English

### Agency Approvals

[VDE Certificate](#)

English